

K-12 Education

Girls/young women and boys/young men do not significantly differ in their abilities in mathematics and science, but do differ in their interest, confidence, and sense of belonging in science, technology, engineering, and mathematics (STEM).

Girls' and young women's achievement in mathematics and science is on par with that of boys and young men.

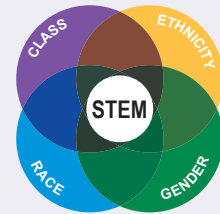


YOUNG WOMEN PARTICIPATE IN HIGH LEVEL MATHEMATICS AND SCIENCE COURSES

AT SIMILAR RATES AS YOUNG MEN,

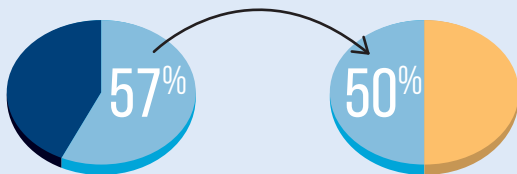
EXCEPT FOR COMPUTER SCIENCE, ENGINEERING, AND PHYSICS.

For girls/young women of color and girls/young women from lower socioeconomic status, the impacts of the intersectional inequalities of gender, race, ethnicity, and class can hinder identification with and long-term participation in STEM.



Higher Education

The rates of science and engineering (S&E) coursetaking for women shift at the undergraduate level and gender disparities begin to emerge.



Women earn 57% of bachelor's degrees in all fields

Women earn 50% of bachelor's degrees in S&E

Women earn a majority of bachelor's degrees in psychology, biological sciences, and social sciences, but they earn only

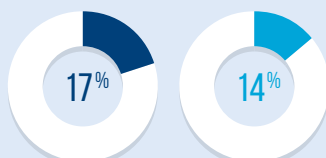


in Engineering

in Computer Science

in Physics

Latina, Black, and Indigenous women continue to be underrepresented in STEM, but are gradually increasing their share of STEM degrees.

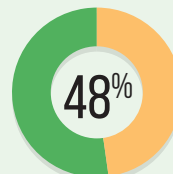


Latina, Black, and Indigenous women:

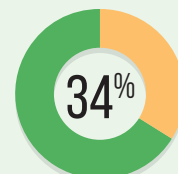
- make up 17% of the total U.S. population
- earn 14% of bachelor's degrees in STEM fields

STEM Workforce

Women remain underrepresented in the science and engineering workforce, with the greatest disparities occurring in engineering and computer sciences.

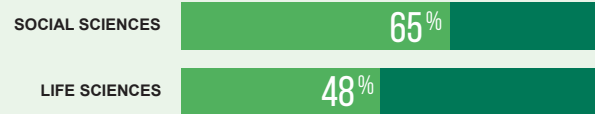


Women constitute 48% of the total workforce.

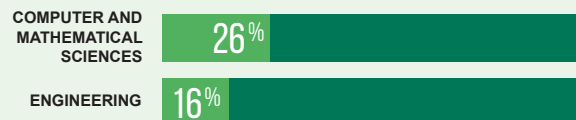


Women constitute 34% of the STEM workforce.

Women STEM professionals are concentrated in different fields than men, with relatively high shares of women in



and relatively low shares of women in



Latina, Black, and Indigenous women represent less than 10% of the STEM workforce.



References

- Archer, L., DeWitt, J., Osborne, J., Dillon, J., Willis, B., & Wong, B. (2012). "Balancing acts: Elementary school girls' negotiations of femininity, achievement, and science. *Science Education*, 96(6), 967–989. https://www.academia.edu/17164597/Balancing_acts_Elementary_school_girls_negotiations_of_femininity_achievement_and_science
- Archer, L., DeWitt, J., Osborne, J., Dillon, J., Willis, B., & Wong, B. (2013). "Not girly, not sexy, not glamorous": Primary school girls' and parents' constructions of science aspirations¹. *Pedagogy*, 21. <https://www.tandfonline.com/doi/abs/10.1080/14681366.2012.748676>
- Calabrese Barton, A., Kang, H., Tan, E., O'Neill, T. B., Bautista-Guerra, J., & Brecklin, C. (2013). Crafting a Future in Science: Tracing Middle School Girls' Identity Work Over Time and Space. *American Educational Research Journal*, 50(1), 37–75. <https://doi.org/10.3102/0002831212458142>
- Carlone, H. B., Johnson, A., & Scott, C. M. (2015). Agency amidst formidable structures: How girls perform gender in science class. *Journal of Research in Science Teaching*, 52(4), 474–488. <https://doi.org/10.1002/tea.21224>
- Farland-Smith, D. (2015). Struggles of Underrepresented Girls as They Become Women: Understanding How Race & Gender that Impact Personal Science Identity Construction. *Journal of Educational Issues*, 1(1), 114. <http://www.mac-rothink.org/journal/index.php/jei/article/view/7501>
- Kang, H., Calabrese, Barton, A., Tan, E., Simpkins, S. D., Rhee, H., & Turner, C. (2019). How do middle school girls of color develop STEM identities? Middle school girls' participation in science activities and identification with STEM careers. *Science Education*, 103(2), 418–439. <https://doi.org/10.1002/sce.21492>
- King, N. S., & Pringle, R. M. (2019). Black girls speak STEM: Counterstories of informal and formal learning experiences. *Journal of Research in Science Teaching*, 56(5), 539–569. <https://doi.org/10.1002/tea.21513>
- Ladson-Billings, G. (2006). From the Achievement Gap to the Education Debt: Understanding Achievement in U.S. Schools. *Educational Researcher*, 35(7), 3–12. <https://doi.org/10.3102/0013189X035007003>
- National Center for Science and Engineering Statistics. (2021). *Women, Minorities, and Persons with Disabilities in Science and Engineering: 2021* (Special Report NSF 21-321). <https://ncses.nsf.gov/wmpd>
- National Science Board. (2022). *Science and Engineering Indicators 2022: The State of U.S. Science and Engineering* (NSB-2022-1). National Science Foundation. <https://ncses.nsf.gov/pubs/nsb20221>
- Tan, E., Calabrese Barton, A., Kang, H., & O'Neill, T. (2013). Desiring a career in STEM-related fields: How middle school girls articulate and negotiate identities-in-practice in science. *Journal of Research in Science Teaching*, 50(10), 1143–1179. <https://doi.org/10.1002/tea.21123>
- US Census Bureau. (2020). *National Population by Characteristics: 2010-2019*. Annual Estimates of the Resident Population by Sex, Race, and Hispanic Origin for the United States, States, and Counties: April 1, 2010 to July 1, 2019 [Table 4]. <https://www.census.gov/data/tables/time-series/demo/popest/2010s-national-detail.html>
- Wing, A. K. (1997). *Critical Race Feminism: A Reader*. NYU Press.

